

# ALLIANCE




## Common Frame Sizes

Modular configurations in various standard widths and custom heights to meet your needs. Changeable strip channels can be added in various quantities for personnel names, hours of operation, and featured products. Strip channels are available in the following heights 0.45", 1.02", 2.24", 3.46, 4.72, 5.94", 7.16" and 8.35". Changeable components make it easy to update your system as personnel change and departments are moved or added. Additional sizes and types available.


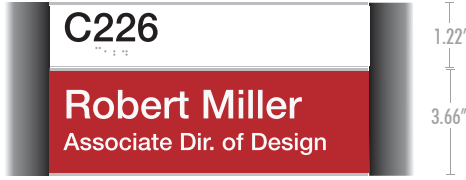
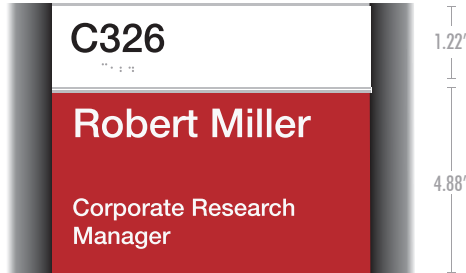
Silver or black side caps are standard.

Over 100 different color combinations available. Plus contemporary faux wood, metal, granite, and marble look finishes.

### Name Sign Identification with Braille (Single Insert)

<p><b>1A</b></p> <p>Insert Size: 2.44" h x 5.748" w</p> 	<p><b>2A</b></p> <p>Insert Size: 2.44" h x 8.75" w</p> 	<p><b>3A</b></p> <p>Insert Size: 3.66" h x 8.75" w</p> 
--	--	--

### Name & Room Sign Identification with Braille (Double Insert). Easy to change text.

<p><b>1B</b></p> <p>Insert Size: 6.102" h x 5.748" w</p> 	<p><b>2B</b></p> <p>Insert Size: 4.88" h x 8.75" w</p> 	<p><b>3B</b></p> <p>Insert Size: 6.102" h x 8.75" w</p> 
---	--	---

### Informational Signage & Room Identification, (Single Insert)

<p><b>1C</b></p> <p>Insert Size: 4.88" h x 5.748" w</p> 	<p><b>2C</b></p> <p>Insert Size: 6.102" h x 8.75" w</p> 	<p><b>3C</b></p> <p>Insert Size: 8.543" h x 8.75" w</p> 
--	---	---

\*ClearPath sign components.