



ARCHITECTURAL SIGNAGE



INTERIOR/EXTERIOR



WAYFINDING/CONSULTING



ADA COMPLIANT

I.S. SYSTEM Health Care

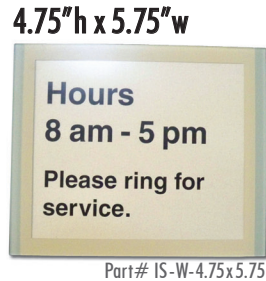
Chamomile/Tame Teal

Easy to change printed Inserts (standard or custom paper). Insert slides out from left or right side of the sign. Utilizes full, half, & quarter sheets of paper (cutting line on template). Free templates provided in Microsoft Publisher or Word for in-house updates. Inserts may also be ordered from Innersource - no minimums. Available in standard or custom colors.

1
3/4" Tactile
Room
Number
w/Braille.




2



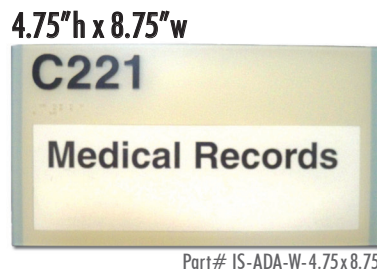
3
3/4" Tactile
Room
Number
w/Braille.



4



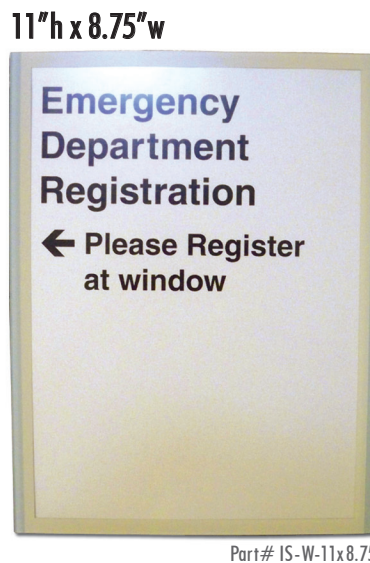
5
3/4" Tactile
Room
Number
w/Braille.



6
3/4" Tactile
Room
Number
w/Braille.



7
3/4" Tactile
Room
Number
w/Braille.



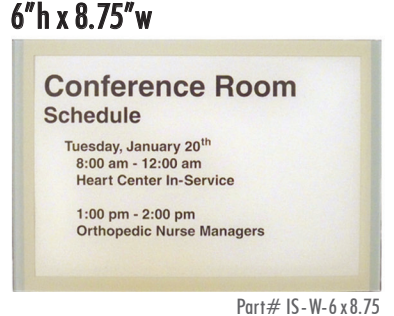
8
3/4" Tactile
Copy &
Symbol



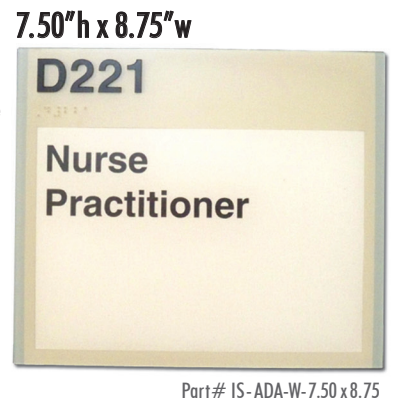
9
3/4" Tactile
Room
Number
w/Braille.



10



11
3/4" Tactile
Room
Number
w/Braille.



Insert Color Options:

